

Directory Index of Approved Products for compliance with the UK Water Supply (Water Fittings) Regulations 1999.

Note:

This is a list of general products groups which can be approved. Where there are no current approvals within each product group reference to these sections have not been included within the directory.



Animal, Poultry drinking troughs & bowls
0002

Automatic Public Convenience 0005



Backflow Prevention Devices

SCHEDULE 2 - Section 6.2 Type AA -
Air gap with unrestricted discharge above
spillover level 0008

SCHEDULE 2 - Section 6.2 - Type AB -
Air gap with weir overflow 0009

SCHEDULE 2 - Section 6.2 Type AC -
Air gap with submerged inlet and circular
overflow. 0010

SCHEDULE 2 - Section 6.2 Type AD -
Air gap with injector (Jump Jet). 0011

SCHEDULE 2 - Section 6.2 Type AF -
Air gap with circular overflow 0012

SCHEDULE 2 - Section 6.2 Type AG -
Air gap with minimum size overflow
determined by vacuum test. 0013

SCHEDULE 2 - Section 6.2. Type DC -
Pipe interrupter with permanent
atmosphere vent. 0014

SCHEDULE 2 - Section 6.2 Type BA -
Verifiable backflow preventer with
reduced pressure zone. 0016

SCHEDULE 2 - Section 6.2 Type CA -
Non-verifiable disconnecter with
difference between pressure zones not
greater than 10% 0018

SCHEDULE 2 - Section 6.2 Type DA -
Anti-vacuum valve (or vacuum breaker).
0020

SCHEDULE 2- Section 6.2. Type DB -
Pipe interrupter with atmospheric vent
and moving element. 0022

SCHEDULE 2 - Section 6.2 Type DA -
Anti vacuum valve with combined with a
single check valve. 0024

SCHEDULE 2 - Section 6.2 Check
Valve Cartridge 0026

SCHEDULE 2 - Section 6.2 Type EA -
Verifiable single check valve. 0028

SCHEDULE 2 - Section 6.2 Type EB -
Non verifiable single check valve.
0030

SCHEDULE 2 - Section 6.2 Type EC -
Verifiable double check valve. 0032

SCHEDULE 2 - Section 6.2 Type ED -
Non-verifiable double check valve.
0034

SCHEDULE 2 - Section 6.2 Type HA -
Hose union backflow preventer.
0036

SCHEDULE 2 - Section 6.2 Type HC -
Diverter with automatic return 0038

SCHEDULE 2 - Section 6.2 Type HUK1 -
Hose union tap which incorporates a
double check valve 0040

SCHEDULE 2 - Section 6.2 Type LA -
Pressurised air inlet valve. 0042

SCHEDULE 2 - Section 6.2 Type LB -
Pressurised air inlet valve with a single
check valve downstream. 0044

Miscellaneous 0046

Backnuts 0050

Baths SPECIAL GERIATRIC 0055


Boilers

CATERING, FEED CISTERN OR
PRESSURE 0060

Central heating. 0070

Wall Kettles 0080

Byelaw 30 Kits now known as Potable
water kits for use with cold water storage.
0085




Car and Vehicle Wash Plant 0100

Catering Equipment 0110

Cisterns Storing Water for Domestic
Purposes 0120

Cisterns		SINGLE HOLE - METAL SINGLE OUTLET - FIXED	0450	Combination Tap Assemblies
COLD WATER STORAGE AND LIDS - PLASTICS	0130	Combination Tap Assemblies		TWO HOLE - METAL SINGLE OUTLET - HOSE OUTLET
				0540
Cisterns		SINGLE HOLE - METAL SINGLE OUTLET - HOSE OUTLET	0460	Combination Tap Assemblies
COLD WATER STORAGE WITH COVER OR ROOF - PLASTICS, SECTIONAL	0135	Combination Tap Assemblies		TWO HOLE - METAL SINGLE OUTLET - SWIVEL
				0550
Cisterns		SINGLE HOLE - METAL SINGLE OUTLET - FIXED - SELF- CANCELLING DIVERTER TO SHOWER OUTLET	0465	Combination Tap Assemblies
COLD WATER STORAGE AND LIDS - METAL	0140	Combination Tap Assemblies		TWO HOLE - PLASTIC SINGLE OUTLET - HOSE OUTLET
				0556
Cisterns		SINGLE HOLE - METAL SINGLE OUTLET - SWIVEL	0470	Combination Tap Assemblies
FEED AND EXPANSION - PLASTICS	0170	Combination Tap Assemblies		TWO HOLE - METAL DOUBLE OUTLET - FIXED
				0560
Cisterns - Non Potable	0220	Combination Tap Assemblies		Combination Tap Assemblies
Cisterns		SINGLE HOLE - METAL DOUBLE OUTLET - FIXED	0480	TWO HOLE - METAL DOUBLE OUTLET - SWIVEL
				0570
FIRE SPRINKLER SUCTION	0225	Combination Tap Assemblies		Combination Tap Assemblies
Cisterns		SINGLE HOLE - METAL DOUBLE OUTLET - SWIVEL	0490	THREE HOLE - METAL SINGLE OUTLET - FIXED - MANUALLY OPERATED DIVERTER TO SHOWER OUTLET
BREAK	0230	Combination Tap Assemblies		0640
Cisterns - WC Flushing		Single Hole - Plastics Double Outlet Fixed or Swivel	0495	Combination Tap Assemblies
Rubber or Plastics - Low Level	0255	Combination Tap Assemblies		THREE HOLE - METAL SINGLE OUTLET - FIXED
				0650
Close Coupled Suites		Two Hole - Metal Single Outlet - Fixed - Self Cancelling Diverter to Shower.	0503	Combination Tap Assemblies
WASHDOWN WC PANS & BIDET APPLIANCES	0275	Combination Tap Assemblies		THREE HOLE - METAL SINGLE OUTLET - FIXED - SELF CANCELLING DIVERTER TO SHOWER OUTLET
Combination Hot Water Storage Units				0655
DIRECTLY HEATED	0360	TWO HOLE - METAL SINGLE OUTLET - FIXED	0510	Combination Tap Assemblies
Combination Tap Assemblies - Bidet		Combination Tap Assemblies		THREE HOLE - METAL SINGLE OUTLET - SWIVEL
				0660
SINGLE HOLE, METAL	0400	TWO HOLE - METAL SINGLE OUTLET - FIXED - MANUALLY OPERATED DIVERTER TO SHOWER OUTLET	0520	Combination Tap Assemblies
Combination Tap Assemblies - Bidet				FOUR HOLE - METAL SINGLE OUTLET - FIXED - SELF- CANCELLING DIVERTER TO SHOWER OUTLET
THREE HOLE - METAL	0415	Combination Tap Assemblies		0680
Combination Tap Assemblies - Bidet		TWO HOLE - METAL SINGLE OUTLET - FIXED - SELF- CANCELLING DIVERTER TO SHOWER OUTLET	0530	Combination Tap Assemblies
THREE HOLE, METAL, MANUAL DIVERTER TO RIM FLUSH OR ASCENDING SPRAY	0420			Miscellaneous
Combination Tap Assemblies				0681


Cylinders
DIRECTLY HEATED - COPPER
 0720



Disposal Units 0950
Dosing Equipment 0970



Expansion Vessels 1000



Ferrules 1010
Filling Loop 1015
Filters and Housings 1050
Fire Protection
Products Used Within Fire Protection Systems. 1070
Fittings and Pipe - Compatible Systems 1100

Fittings for use with Tube and Pipe
CAPILLARY - SOLDER RING - LEAD FREE 1115

Fittings for use with Tube and Pipe
COMPRESSION - METAL - FOR USE WITH PLASTICS TUBE 1120

Fittings for use with Tube and Pipe
COMPRESSION - METAL - FOR USE WITH COPPER TUBE 1140

Fittings for use with Tube and Pipe
COMPRESSION - METAL - FOR USE WITH COPPER TUBE ABOVE GROUND ONLY 1150

Fittings for use with Tube and Pipe
COMPRESSION - PLASTICS - FOR USE WITH PLASTICS TUBE 1160

Fittings for use with tube and pipe
Compression - Plastic - For use with copper tube 1170

Fittings for use with Tube and Pipe
COUPLINGS 1180

Fittings for use with Tube and Pipe
END FEED - FOR USE WITH COPPER TUBE 1210

Fittings for use with Tube and Pipe
FLANGED, UNFLANGED AND REPAIR CLAMPS 1220

Fittings for use with tube and pipe
Spigot and socket - Metal 1240

Floats
PLASTICS 1290

Float Operated Electrical Switches 1300


Flushing Mechanisms WC 1305

Flushing Mechanisms Urinals 1307



Glass/Bottle Washers 1310

Greywater/Recycled Water Systems 1315



Handwash Units 1340

Heat Exchangers 1350

Heaters
ELECTRIC INSTANTANEOUS - MAINS FED - CLOSED OUTLET 1360

Heaters
ELECTRIC INSTANTANEOUS - OPEN OUTLET - MAINS FED 1365

Heaters
ELECTRIC INSTANTANEOUS - SHOWER HOSE 1370

Heaters
ELECTRIC - THERMAL STORAGE - MAINS FED - CLOSED OUTLET 1380

Heaters
ELECTRIC - THERMAL STORAGE - MAINS FED - OPEN OUTLET 1390

Heaters
GAS - CLOSED OUTLET 1400

Heaters
ELECTRIC - THERMAL STORAGE - SUPPLIED FROM STORAGE ONLY - CLOSED OUTLET 1420

Heaters

**SUPPLIED FROM STORAGE ONLY -
 GAS - THERMAL STORAGE 1460**

Heaters

 Combination boilers and Water Jacketed
 Tube heaters. Low volume water
 content. 1465

Heaters

 Combination Boilers and water jacketed
 tube heaters with Thermal Storage
 Greater than 15 litres. Tested for
 compliance with the Building
 Regulations. 1470


Heaters

 Combination Boilers and water jacketed
 tube heaters with Thermal Storage.
 Greater than 15 litres. Not tested for
 compliance with building regulations.
 1475


Heater

**COMBINATION BOILERS -
 ACCESSORIES AND COMPONENTS
 1478**

Humidifiers 1480



Ice Making Machines 1500



Water Meters 1505

 Water Meter Manifolds 1510

 Underground Meter Chambers 1515

 In-wall Meter Chambers 1520

 Meter Chambers - Wall Mounted 1525

Miscellaneous Fittings 1530

Miscellaneous

TAP ACCESSORIES 1535



**Photographic Developing Equipment
 1540**

Plumbing Units

PACKAGED WITH BOILER 1560

Potato Peeling Machines 1600

Pumps

POTABLE WATER USE 1610

Plumbing Loops 1615



Radiators 1620



Shower Handsets and wall mounted
 shower heads 1650

Steaming Ovens 1690


Strainers 1715

Switches

FLOW CONTROL 1718

Switches

PRESSURE OPERATED 1720



Taps

DRAW-OFF - BIB - METAL 1750

Taps

**DRAINING - METAL OR PLASTICS
 1770**

Taps

HOSE UNION - METAL 1780

Taps

LABORATORY 1795

Taps

PILLAR - METAL 1800

Taps

SELF CLOSING - METAL 1820

Taps

SELF CLOSING - PLASTICS 1825

Tubes

**PLASTICS (COLD WATER USE)
 1840**

Tubes

**PLASTICS (HOT AND COLD WATER
 USE) 1850**

Tubes


PLASTICS HOSES 1860

Tubes

RUBBER 1863

Tubes

Flexible - Metal 1870




Unvented Hot Water Storage Apparatus

TESTED FOR COMPLIANCE WITH BUILDING REGULATIONS 1885

Unvented Hot Water Storage Apparatus

NOT TESTED FOR COMPLIANCE WITH THE BUILDING REGULATIONS 1890

Urinals 1900



Valves

AIR VENTING 1980

BLENDING - MANUALLY OPERATED 2000

BLENDING - THERMOSTATIC 2010

BUTTERFLY 2020

COMBINED THERMAL AND PRESSURE RELIEF 2030

Combined thermal and pressure relief valves. 2040

DIVERTER 2050

FIRE HYDRANT 2070

FLOAT OPERATED - DIAPHRAGM - METAL 2080

FLOAT OPERATED - DIAPHRAGM - PLASTICS 2090

FLOAT OPERATED - EQUILIBRIUM - METAL 2100

Float Operated - Pilot Control 2105

FLOAT OPERATED - PISTON TYPE - METAL BODY 2120

FLOAT OPERATED - SERVO ASSISTED PLASTICS 2150

Float Operated Ceramic Discs - Metal 2154

FLOW CONTROL - HYDRAULICALLY OPERATED (VARIABLE RESTRICTOR) 2160

FLOW CONTROL - PILOT OPERATED CONTROL 2165

FLOW CONTROL - MANUALLY OPERATED 2170

FLOW CONTROL - INSERT DISC 2180

Level Control - Altitude valve - Pilot operated 2183

NON-RETURN - SPRING LOADED, RESILIENT TRIM 2185

Non Return - Hydraulically Operated - Pilot Operated Control 2187

NON-RETURN - SWING GATE, RESILIENT TRIM 2188

PRESSURE - LIMITING 2190

PRESSURE - REDUCING 2200

PRESSURE - REDUCING PILOT OPERATED CONTROL 2205

PRESSURE - RELIEF 2210

PRESSURE - RELIEF - PILOT OPERATED CONTROL 2215

Pressure Differential - Pilot Operated Control 2220

SOLENOID - METAL 2230

SOLENOID - PLASTICS 2240

SWING GATE 2250

SPHERICAL - METAL 2260

SPHERICAL - PLASTICS 2270

PLUG COCKS FOR COLD WATER SERVICES 2275

STOP - GATE - METAL 2290

STOP - GLOBE 2295

STOP - SCREW-DOWN - METAL 2310

STOP - SCREW-DOWN - PLASTICS 2320

STOP - SELF-CLOSING - METAL 2330

STOP - SELF-CLOSING - PLASTICS 2335

STOP - ELECTRICAL PILOT OPERATED CONTROL 2337

SPECIAL COMBINATIONS ASSEMBLIES 2345

SPECIAL COMBINATION ASSEMBLIES - PILOT OPERATED CONTROL 2347

Vending Machines 2350



Washing Machines

BEDPAN AND DISINFECTING 2360

CLOTHES 2370

DISH 2390

Water Conditioners - Descalers - Phosphate Dosing, Magnetic, Electrolytic and Electronic 2410

Water Conditioners - Disinfection Ion Generators - Silver, Copper and Silver 2415

Water Coolers -Drinking 2420

Water Softeners

DOMESTIC 2450

Water Softeners

**COMPONENTS - AUTOMATIC
VALVES** 2460

Water Softeners

**COMPONENTS - PRESSURE
VESSELS** 2470